

## ANALYSIS

---

**Project Name:** RESERVE FUNDS FOR 2011 ESPA MANAGED RECHARGE

**Project Sponsor(s):**

Idaho Water Resource Board

**Project Description:**

Continuation of Board recharge program through 2011

**Cost Estimates and Funding:**

\$500,000 - estimated \$200,000 carry over from 2010 program.

Additional \$300,000 appropriated by Board

**Benefits:**

Results of previous managed recharge programs clearly indicates increases in ground water levels, aquifer storage, springs discharges and natural river flows(see tables/charts below).

**Impacts:**

Reduction in river flows during recharge.

Environmental – incremental increase in fish entrainment

**Consistent with ESPA CAMP:**

Yes

**Water Rights:**

Recharge will use the Board's Snake River recharge right.

**Long-term O&M:**

None

**Potential Issues:**

Recharge may not occur in canal systems if wheeling costs cannot be supplied to offset canal company M&O.

**Recommendation:**

The Implementation Committee recommends the Board continue funding spring and fall recharge activities until permanent CAMP funding can be arranged because of the difficulties of collecting volunteer contributions from hundreds of water users scattered across the ESPA.

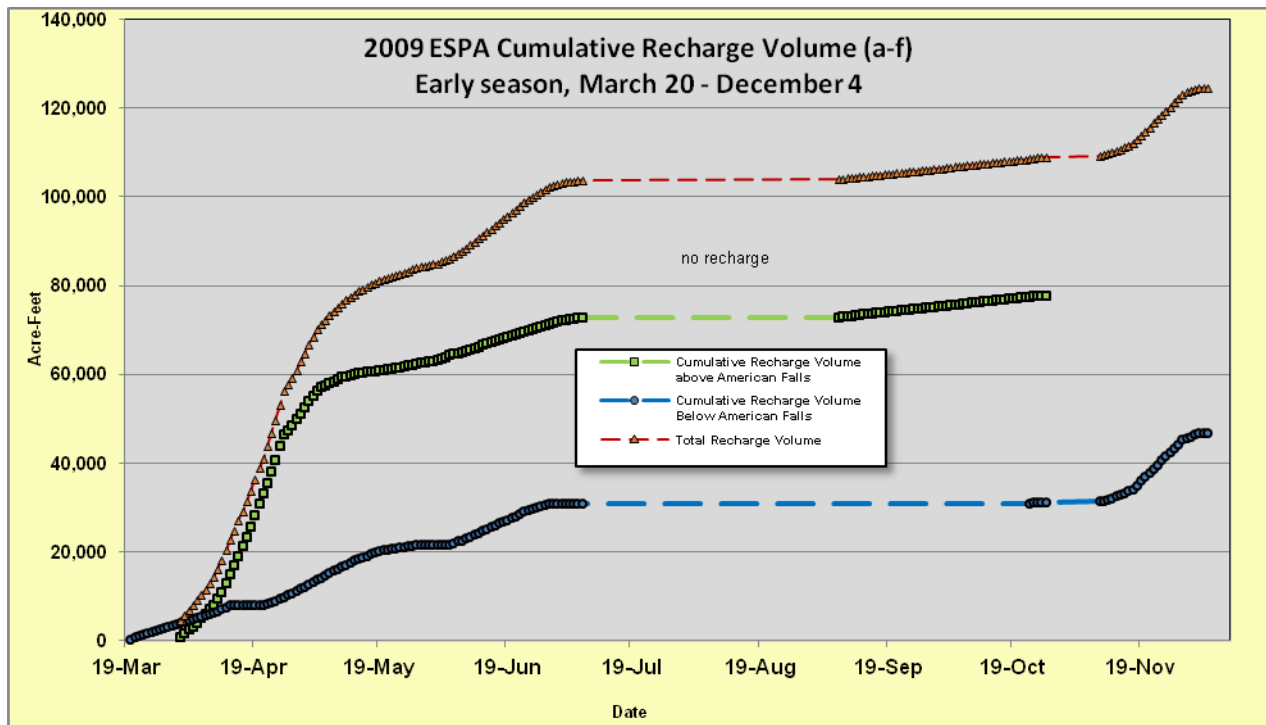
## 2009 ESPA Managed Recharge Results

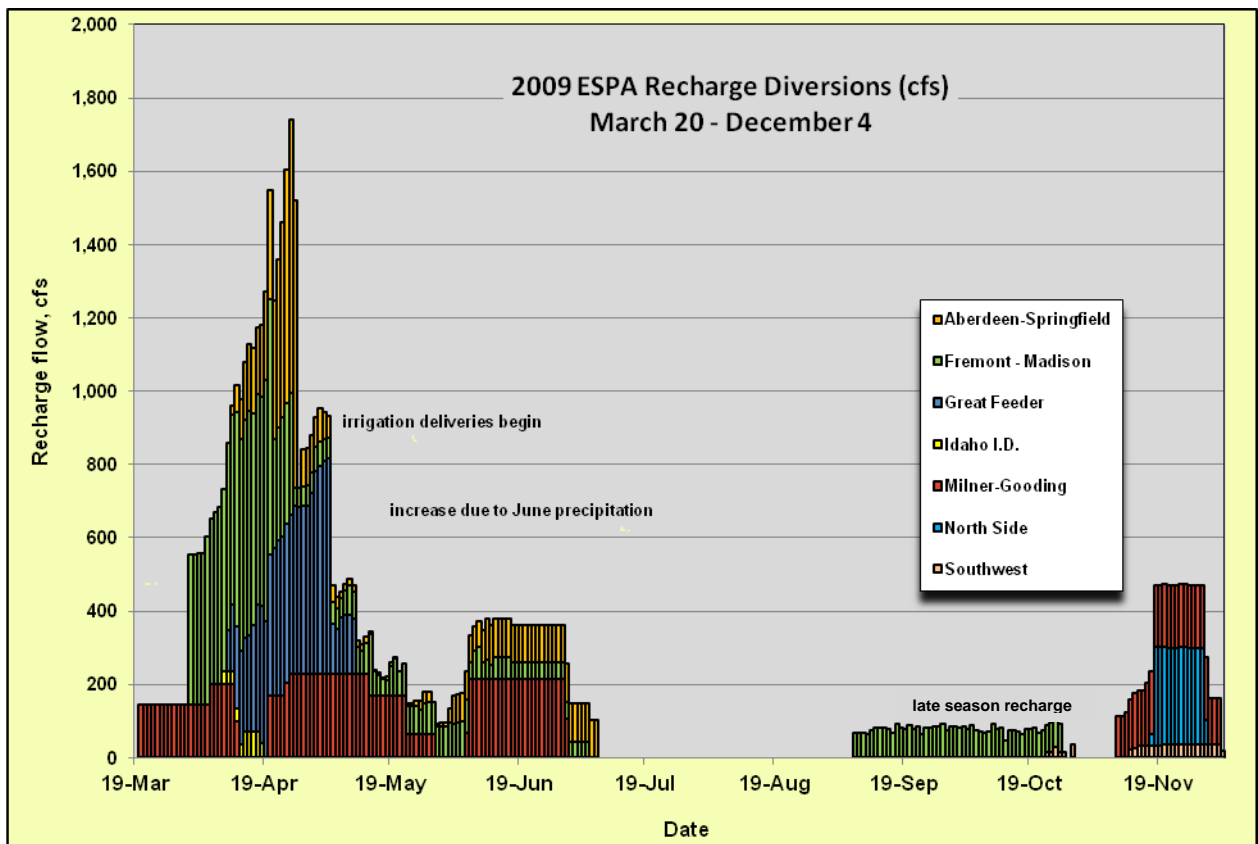
2009 ESPA RECHARGE TOTALS			
Canal	cumulative volume a-f	wheeling fee \$	% of total volume
Aberdeen-Springfield	18,563	40,438	14.9
Fremont-Madison	37,317	30,878	29.6
Great Feeder	20,944	62,966	16.9
Idaho I.D.	1,004	3,012	0.8
Milner-Gooding	38,698	116,094	31.0
North Side	6,519	19,557	5.6
Southwest	1,491	4,473	1.2
<b>TOTAL</b>	<b>124,536</b>	<b>277,418</b>	

above American Falls 77,828 a-f, 62%

below American Falls, 46,708 a-f, 38%

cost per acre-foot, \$2.23





**2010 ESPA Managed Recharge Results (Early Season)**

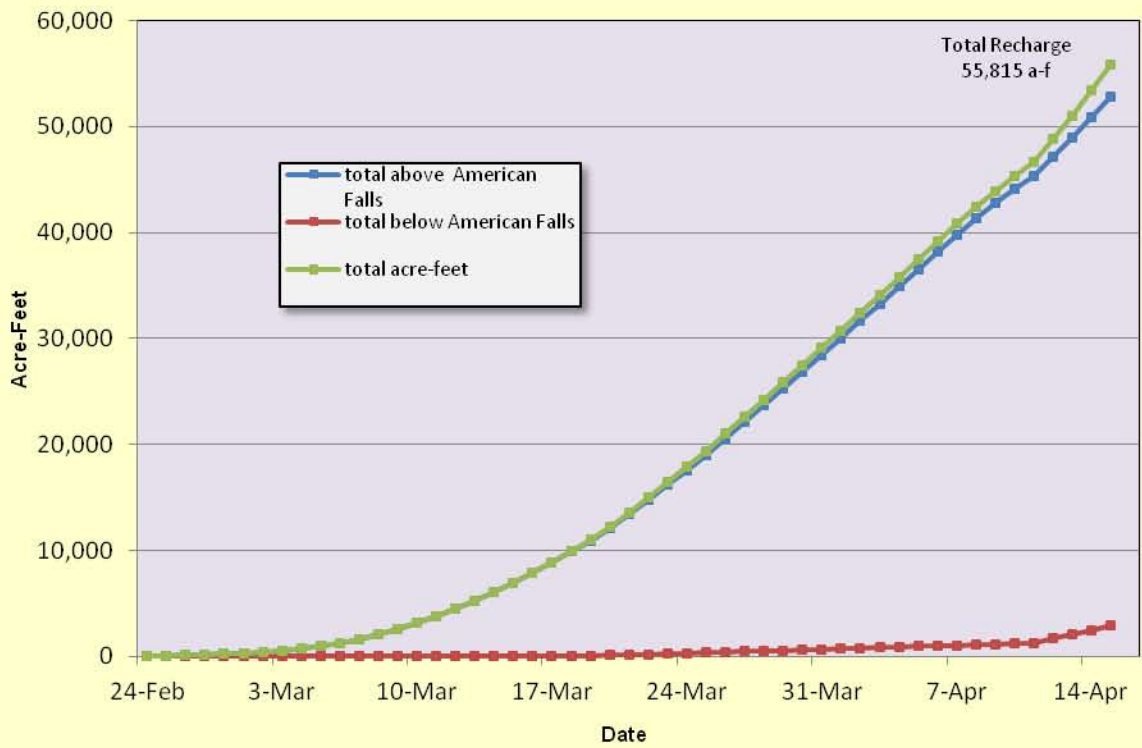
2010 ESPA Recharge			
Summary February 24 through April 15th			
Canal	cumulative volume a-f	convey fee \$	notes
Aberdeen-Springfield	2,662	7,986	start 4/12 end 4-15
AFRD2 (Milner-Gooding)	1,704	5,111	start 4/12 end 4-15
Fremont-Madison	49,032	147,096	start 2/24 end 4-15
Southwest	1,293	3,878	start 3-15 end 4-13
Snake River Valley	1,125	3,374	start 4/1/10 end 4-15
<b>TOTAL</b>	<b>55,815</b>	<b>167,445</b>	

above American Falls 52,819 a-f, 95%

below American Falls, 2,997 a-f, 5%

cost per acre-foot, \$3.00

### 2010 Cumulative Recharge Volume Early Season, February 24 - April 15



### 2010 - ESPA Recharge Diversions Early Season February 24 - April 15

